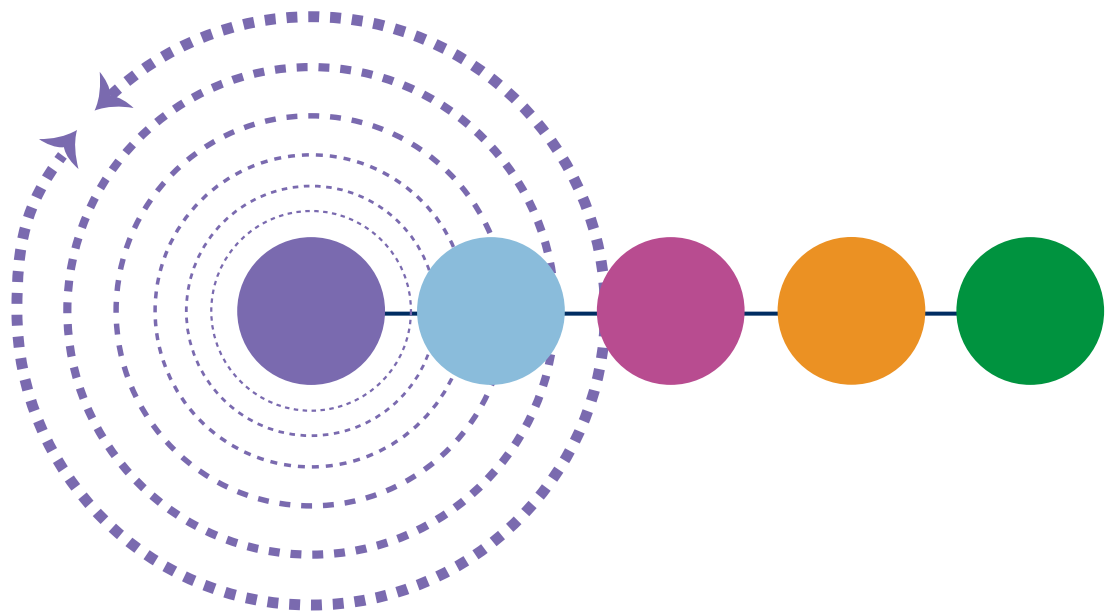


Behavioural Profile
Chris Park















Work

Strengths



Work Strengths Profile

The following report summarises Chris Park's areas of greater and lesser potential. Chris Park's Rating Acquiescence is Sten 7 and their Consistency of Rankings is Sten 9.

Area	Potential	
Solving Problems	Evaluating Problems Examining Information (7); Documenting Facts (4); Interpreting Data (5) 	Average higher potential than about 40% of the comparison group
	Investigating Issues Developing Expertise (6); Adopting Practical Approaches (4); Providing Insights (9) 	Fairly High higher potential than about 75% of the comparison group
	Creating Innovation Generating Ideas (9); Exploring Possibilities (6); Developing Strategies (7) 	High higher potential than about 90% of the comparison group
Influencing People	Building Relationships Interacting with People (7); Establishing Rapport (4); Impressing People (8) 	Fairly High higher potential than about 75% of the comparison group
	Communicating Information Convincing People (8); Articulating Information (7); Challenging Ideas (10) 	Very High higher potential than about 95% of the comparison group
	Providing Leadership Making Decisions (10); Directing People (8); Empowering Individuals (7) 	Very High higher potential than about 95% of the comparison group
Adapting Approaches	Showing Resilience Conveying Self-Confidence (8); Showing Composure (7); Resolving Conflict (3) 	Fairly High higher potential than about 75% of the comparison group
	Adjusting to Change Thinking Positively (8); Embracing Change (6); Inviting Feedback (4) 	Average higher potential than about 60% of the comparison group
	Giving Support Understanding People (3); Team Working (4); Valuing Individuals (4) 	Low higher potential than about 10% of the comparison group
Delivering Results	Processing Details Meeting Timescales (2); Checking Things (3); Following Procedures (2) 	Very Low higher potential than about 5% of the comparison group
	Structuring Tasks Managing Tasks (2); Upholding Standards (2); Producing Output (4) 	Extremely Low higher potential than about 1% of the comparison group
	Driving Success Taking Action (9); Seizing Opportunities (8); Pursuing Goals (9) 	Very High higher potential than about 95% of the comparison group



About this Report

This report is based upon the Work Strengths assessment, which explores an individual's strengths in critical work areas.

The results are based on a comparison with a group of over 9,000 professionals and managers.

Since the questionnaire is a self-report measure, the results reflect the individual's self-perceptions. Nevertheless, our extensive research has shown it to be a valid measure of how people will operate in the workplace.

It should be remembered that the information contained in this report is potentially sensitive and every effort should be made to ensure that it is stored in a secure place.

The information contained within this report is likely to remain valid for 12 to 24 months, depending on circumstances.

The report was produced using Saville Consulting software systems. It has been derived from the results of a questionnaire completed by the respondent, and reflects the responses they made.

This report has been generated electronically. Saville Consulting do not guarantee that it has not been changed or edited. We can accept no liability for the consequences of the use of this report, howsoever arising.

The application of this assessment is limited to Saville Consulting employees, agents of Saville Consulting and clients authorised by Saville Consulting.